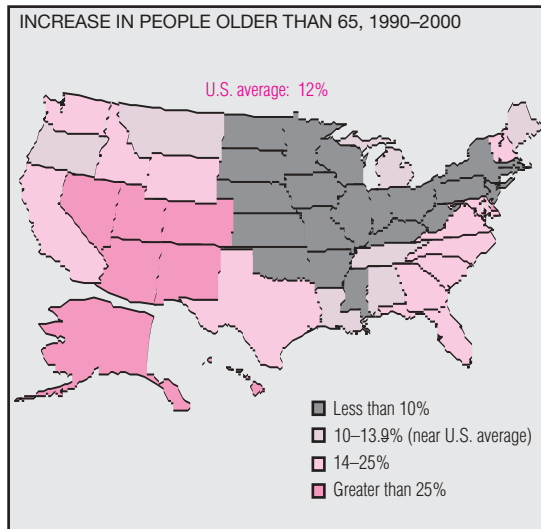
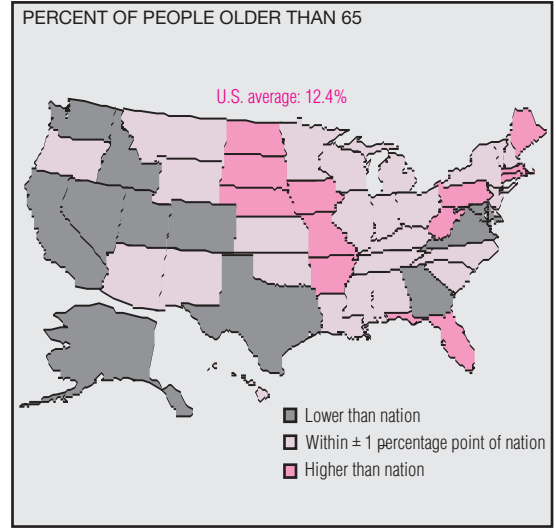
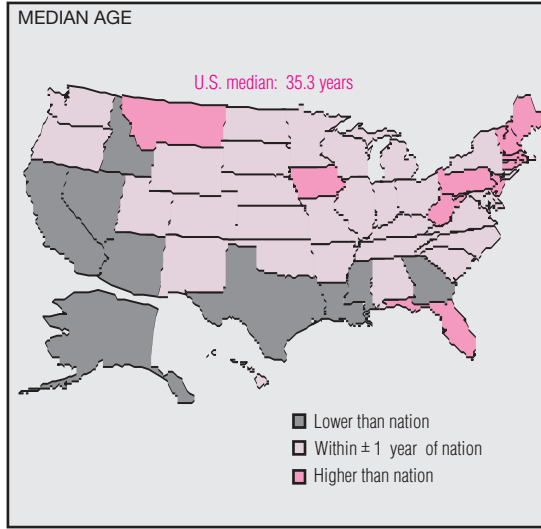


Elderly Americans



Places with the Highest Concentrations of Elderly People^a

	Percent of population over 65
Clearwater, FL	21.5
Cape Coral, FL	19.6
Honolulu, HI	17.8
St. Petersburg, FL	17.4
Hollywood, FL	17.3
Warren, MI	17.3
Miami, FL	17.0
Livonia, MI	16.9
Scottsdale, AZ	16.7
Hialeah, FL	16.6

a. Places with populations of at least 100,000.
 SOURCE: U.S. Department of Commerce, Bureau of the Census.

As life expectancies have risen, meeting the needs of increasing numbers of older Americans has become a pressing concern. Medicare, prescription drug coverage, nursing homes, and other quality-of-life issues affecting the elderly have moved to the forefront of public policy debate. These issues affect states and cities alike throughout the country, but are more urgent in places with a higher level or a faster growth rate of elderly people.

In 2000, the median age in the U.S. was 35.3 years—half the people were

older and half were younger. In most states, the median age was close to the nation's; the median ranged from a low of 27.1 years in Utah to a high of 38.9 in West Virginia. In the New England states, along with West Virginia, Iowa, Montana, and Florida, median ages were above average; in many states in the South and West they were below average.

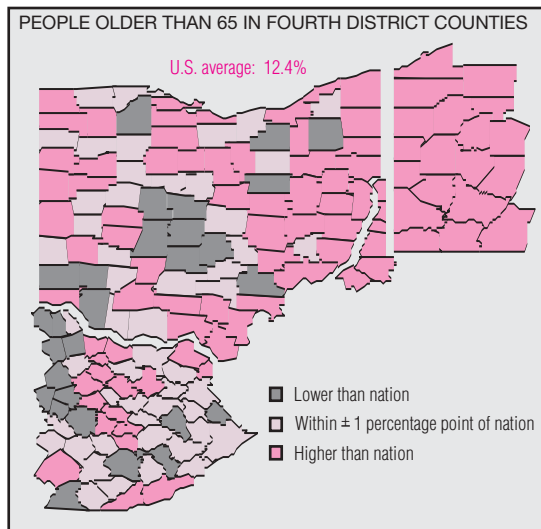
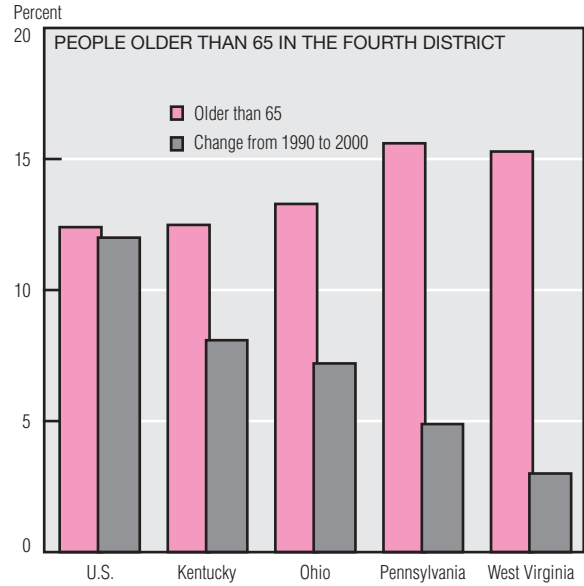
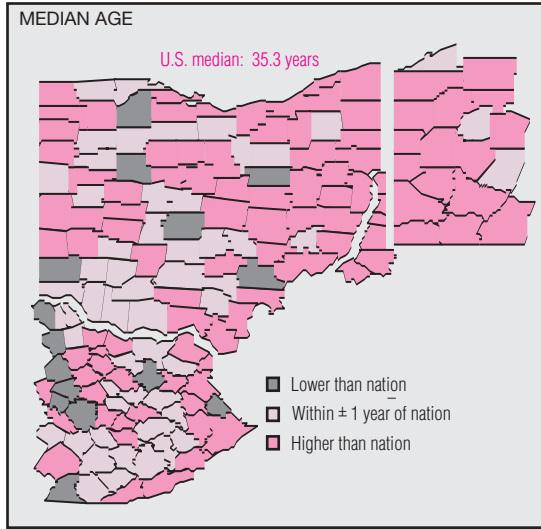
In the U.S. as a whole, 12.4% of the people were older than 65, the age the Census Bureau designates as “elderly.” Higher-than-average shares of elderly people were concentrated in the Central region, in parts of

New England, and in Florida, the state with the highest share (17.6%). States with below-average shares were in the Mid-Atlantic region, most of the West, and Georgia, Texas, and Alaska, which was the state with the smallest share (5.7%).

Between 1990 and 2000, the number of elderly people increased 12%. In the New England, Midwest, and Central regions, the elderly population changed little during this time, but it grew rapidly in the Southwest and Southeast; in Nevada alone, the number increased more than 70%.

(continued on next page)

Elderly Americans (cont.)



Concentrations of Elderly People in Fourth District Cities^a

City	Percent of population over 65
Pittsburgh, PA	16.4
Erie, PA	15.4
Akron, OH	13.5
Toledo, OH	13.1
Cleveland, OH	12.5
Cincinnati, OH	12.3
Dayton, OH	12.0
Lexington, KY	10.0
Columbus, OH	8.9

a. Places with populations of at least 100,000.
SOURCE: U.S. Department of Commerce, Bureau of the Census.

Most of the cities with the largest concentrations of elderly are located in the South, with Florida topping the list. Only two northern cities, Warren and Livonia, Michigan, made the list.

Most counties in the Fourth Federal Reserve District have median ages that exceed the U.S. average. They range from Athens County, Ohio (25.7 years), to Forest County, Pennsylvania (44.2 years). The few counties where the median age is lower than average are those with colleges or universities (such as Wood County, Ohio, or Rowan County, Kentucky), counties along the growing I-75 corridor in

Kentucky, and Holmes County, Ohio, with its large population of Amish. Counties whose median ages approximate the national average are located in other growing areas of southern Ohio.

In every state of the Fourth District, the share of elderly residents exceeds the national average; both Pennsylvania and West Virginia have more than 15%; Kentucky and Ohio are closer to average. However, this age group grew at a much slower rate in the District than in the nation between 1990 and 2000.

The region as a whole has much higher concentrations of elderly than

the national average; all Fourth District counties in West Virginia and Pennsylvania are above average (with Forest County, Pennsylvania, again highest at 20%). The below-average percentages of elderly are located in the Columbus, Cincinnati, and Lexington areas.

Of the nine largest cities in the District, three have concentrations of 13% or more; only two have 10% or less. Like the counties, the northern cities of Ohio and Pennsylvania have higher proportions of elderly than do the central and southern cities.